Can Axial Strength Problem

M Heinen
1/29/2014

Max	297	317	
Min	200	205	
Range	97	112	

Axial Load Measurements

	Can Wall Thicknesses		With 504
Bins	**0.0109 in**	**0.0111 in**	0.0111 in
200	270	287	287
210	273	216	216
220	258	260	260
230	204	291	291
240	254	210	210
250	228	272	272
260	282	260	260
270	278	294	294
280	201	253	253
290	264	292	292
300	265	280	280
310	223	262	262
320	274	295	295
	230	230	230
Did not create bins past 320	250	283	283
	275	255	255
	281	295	295
	271	271	271
	263	268	268
	277	225	225
	275	246	246
	278	297	297
	260	302	302
	262	282	282
	273	310	310
	274	305	305
	286	306	306
	236	262	262
	290	222	222
	286	276	276
	278	270	270
	283	280	280
	262	288	288
	277	296	296
	295	281	281
	274	300	300
	272	290	290
	265	284	284
	275	304	304
	263	291	291
	251	277	277
	289	317	317
	242	292	292
	284	215	215
	241	287	287
	276	280	280

0.0109 in

Descriptive Statistics	
Mean	267.11
Standard Error = σ/(n)^0.5	1.67
Median	273.00
Mode	268.00
Standard Deviation	22.11
Sample Variance	488.95
Kurtosis	1.68
Skewness	-1.48
Range	97.00
Minimum	200.00
Maximum	297.00
Sum	46745.00
Count	175.00

0.0109 in

Force (lbf)	*Freq*	*Cum %*
200	1	0.6%
210	8	5.1%
220	4	7.4%
230	6	10.9%
240	2	12.0%
250	5	14.9%
260	14	22.9%
270	39	45.1%
280	47	72.0%
290	38	93.7%
300	11	100.0%
310	0	100.0%
320	0	100.0%
More	0	100.0%

0.0111 in w/504

Descriptive Statistics	
Mean	281.81
Standard Error	2.10
Median	285.00
Mode	284.00
Standard Dev	27.77
Sample Variance	771.43
Kurtosis	23.57
Skewness	2.17
Range	299.00
Minimum	205.00
Maximum	504.00
Sum	49316.00
Count	175.00

0.0111 in w/ 504

Bins	*Freq*	*Cum %*
200	0	0.0%
210	3	1.7%
220	3	3.4%
230	4	5.7%
240	1	6.3%
250	7	10.3%
260	7	14.3%
270	12	21.1%
280	25	35.4%
290	56	67.4%
300	32	85.7%
310	19	96.6%
320	5	99.4%
More	1	100.0%

0.0111 in w/o 504

Descriptive Statistics	
Mean	280.53
Standard Error	1.68
Median	285.00
Mode	284.00
Standard Deviation	22.11
Sample Variance	488.87
Kurtosis	2.24
Skewness	-1.42
Range	112.00
Minimum	205.00
Maximum	317.00
Sum	48812.00
Count	174.00

0.0111 in w/o 504
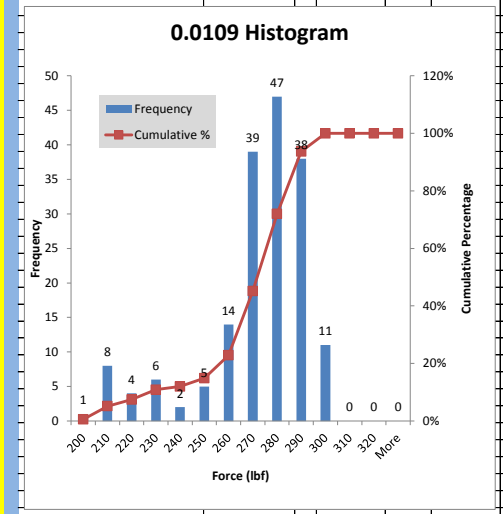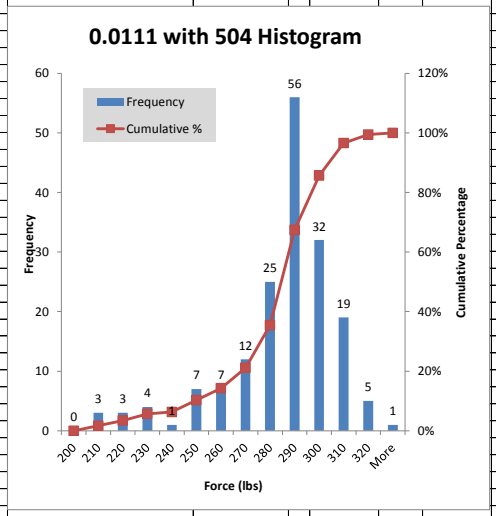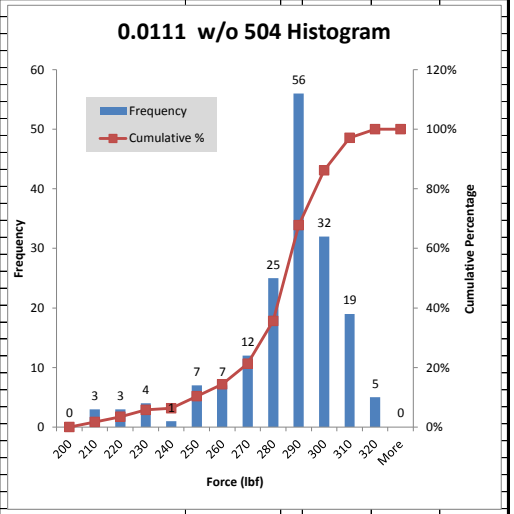
Force (lbf)	*Freq*	*Cum %*
200	0	0.0%
210	3	1.7%
220	3	3.4%
230	4	5.7%
240	1	6.3%
250	7	10.3%
260	7	14.4%
270	12	21.3%
280	25	35.6%
290	56	67.8%
300	32	86.2%
310	19	97.1%
320	5	100.0%
More	0	100.0%